

觸控面板製品規格書
TOUCH PANEL SPECIFICATION

A

A

1. 適用範圍 Application

此規格書是適用富晶通科技股份有限公司所製作的觸控面板。
This specification is applied to TOUCH PANEL made by
TRANSTOUCH TECHNOLOGY INC. (TTI)。

【製品圖號 Product No.】

品名 Name	製品圖號 P/No.	尺寸 Size	備註 Remark
觸控面板 TOUCH PANEL	T010-1201-T370	10.4"	筆輸入用 Pen input Only Type (Palm Rejection) (PC film/Glass) (RoHS) (Customer laminate polarizer)

B

B

C

C

2. 概要 Function

此製品是裝置在 LCD 等平面顯示器上使用電阻薄膜的觸控面板。以先端有小 R 的筆或是以手指按下觸控面板的表面，觸控面板的電壓會透過檢出迴路將座標值檢測出來。
TTI TOUCH PANEL is resistance type that customer uses with flat display like LCD. Once operator touches it by resin PEN with round end or FINGER, the circuit for TOUCH PANEL sends coordinate point to PC from voltage at contact point.

D

D

3. 製造者 Manufacturer

富晶通科技股份有限公司 TRANSTOUCH TECHNOLOGY INC. (TTI)

所在地:桃園縣龜山鄉(華亞科技園區)華亞三路 50 號 3 樓

Address:3F No.50 Hwa-Ya 3rd Road ,Kwei-san Shian Tao-yuan ,Taiwan

4. 外型 Outline

4.1 外型圖 Drawing

參考最後附加圖面

Please refer the last page of this spec.

E

E

DOCUMENT CONTROL SECTION

DATE

						TITLE: TOUCH PANEL SPEC.	
						DRAW NO. Tech Bes TTI-06051	
						CUST	
EDIT	DATE	DESIGN	CHECK	DESCRIPTION		富晶通科技股份有限公司	
DESIGN	20060927	Gary	CHECK		APPR	TRANSTOUCH TECHNOLOGY INC	3/18

F

4.2 用語定義 Defines of words

用 語 Words	定 義 Defines
動作保證範圍 Guaranteed active area	觸控面板的特性保證範圍。 Area to be guaranteed all characteristics stated on this spec.
上蓋邊界 Boundary line of top enclosure	表示上蓋外框的建議位置。 Recommended boundary line of top enclosure
透明範圍 View (transparent) area	雙面膠或是從電極內側的透明範圍。 View area which is inside adhesive zone or electrode pattern. Top enclosure must not be fixed by this area.
誤輸入防止範圍 Touch undetected	在透明絕緣的範圍上，防止上蓋邊緣的誤觸動區域 Area to protect miss-input when top enclosure edge touches the touch panel.

5. 特性 Characteristics

5.1 光學特性 (偏光版貼合前)

Optical characteristics (before polarizer lamination)

	項 目 Item	規 格 Specification	備 註 Remarks
1	全光線透過率 TRANSPARENCY	84% Typ. (動作保證範圍內) (Inside of guaranteed active area)	JIS K-7105
2	HAZE	1.5% Typ.	JIS K-7105

5.2 環境特性 (偏光版貼合前)

Environmental characteristics (before polarizer lamination)

	項 目 Item	規 格 Specification	備 註 Remarks
1	保存溫度 Storage temperature	-30°C ~ 70°C	Max. wet Temp. is 38°C (No drop of dew)
2	保存濕度 Storage temperature	10% ~ 90%RH	

DOCUMENT CONTROL SECTION

DATE

				TITLE: TOUCH PANEL SPEC.			
				DRAW NO. Tech Bes TTI-06051			CUST
EDIT	DATE	DESIGN	CHECK	DESCRIPTION			富晶通科技股份有限公司
DESIGN	20060927	Gary	CHECK	APPR	TRANSTOUCH TECHNOLOGY INC		4/18

5.3 機械特性 Mechanical characteristics

項目 Item	規格 Specification	備註 Remarks
1 表面硬度 Hardness of surface	鉛筆硬度 B (偏光版貼合前) Pencil hardness B (before polarizer lamination)	JIS K-5400 150gf, 角度 45 度
2 FPC 剝離強度 FPC peeling strength	5N 以上 5N min.	向上垂直剝離 Peeling upward by 90°
3 FPC 彎曲 Bending	彎曲 3 回	R1.0mm
4 FPC 插拔	插拔 5 回	
5 最低入力荷重 Minimum input force	筆 Pen Max: 120gf (偏光版貼合前, Film 側保護膜未撕) (before polarizer lamination & with film-side protected film)	動作保證範圍內, 但不分布在邊緣及 Dot-Spacer 之上 Within" guaranteed active area", but not on the edge and Dot-Spacer.
	指 Finger Min: 250gf (偏光版貼合前, Film 側保護膜未撕) (before polarizer lamination & with film-side protected film)	
6 Gap (Between Film and Glass)	0.25 mm 以下 0.25 mm Max.	動作保證範圍內 Within" guaranteed active area"

DOCUMENT CONTROL SECTION

DATE

				TITLE: TOUCH PANEL SPEC.			
				DRAW NO. Tech Bes TTI-06051			CUST
EDIT	DATE	DESIGN	CHECK	DESCRIPTION		富晶通科技股份有限公司	5/18
DESIGN	20060927	Gary	CHECK	APPR		TRANSTOUCH TECHNOLOGY INC	

5.4 電氣特性 (偏光版貼合前, Film 側保護膜未撕)

Electrical characteristics (before polarizer lamination & with film-side protected film)

項目 Item	規格 Specification	備註 Remarks
1 額定電壓 Rated Voltage	DC 7V max.	
2 電極間電阻 Resistance	X axis : 200Ω ~ 1100Ω (GLASS 側)	FPC 連接端測量 At connector
	Y axis : 70Ω ~ 400Ω (FILM 側)	
3 直線性 Linearity	±2.0%以下「最初值」 max 「initial value」 ±3.5%以下「環境及壽命試驗後」 max 「after environmental & life test」	測定條件請參照註 1 Refer Note-1
4 Chattering	20ms Max At connector pin	
5 絕緣電阻 Insulation Resistance	10MΩ 以上 (DC 25V)	
	10MΩ min (DC 25V)	

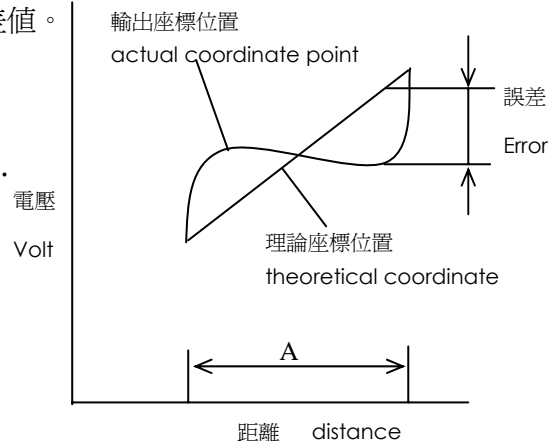
註 1: Note-1

直線性測定條件

Measurement condition of Linearity

在動作保證範圍內, 沿著 X、Y 各軸的直線上任意複數點將最外端的點連結成一假想直線, 相對於此線的偏差值。直線性是基準電壓分割值得最大偏差電壓。

Difference between actual voltage & Theoretical voltage is an error at any points. Linearity is the value max. error voltage divided by voltage difference on active area.



A: 動作保證範圍
Guaranteed active area

DOCUMENT CONTROL SECTION
DATE

					TITLE: TOUCH PANEL SPEC.	
					DRAW NO. Tech Bes TTI-06051	
					CUST	
EDIT	DATE	DESIGN	CHECK	DESCRIPTION		富晶通科技股份有限公司
DESIGN	20060927	Gary	CHECK	APPR	6/18	富晶通科技股份有限公司

6. 耐久性 life test condition

6.1 機械特性 Mechanical characteristics

1	筆寫壽命 Notes life	10 萬字以上 (偏光版貼合後) 10 ⁵ words min. (after polarizer lamination) 此項目不予保證 This item cannot be guaranteed	動作保證範圍內 Within" guaranteed active area"
2	打點壽命 Input life	100 萬次以上 (偏光版貼合後) 10 ⁵ words min. (after polarizer lamination) 此項目不予保證 This item cannot be guaranteed	動作保證範圍內 Within" guaranteed active area

※ 因為 PC film 厚度很薄且易刮傷、film 側 ITO 膜易裂開，偏光版貼合前請勿碰觸或作筆寫、打點測試。

※ Because PC film is very thin and weak and it's ITO easy to crack, please do not touch or perform notes / input life test before polarizer lamination.

※ 最低入力荷重測定條件 (偏光版貼合前，Film 側保護膜未撕)

Measurement condition of minimum input force (before polarizer lamination & with film-side protected film)

按下 film 表面，X 軸 Y 軸間的電阻值在 2kΩ 以下時所測得的最低入力荷重。

Resistance between X & Y axis must be equal or lower than 2kΩ (R_{on} ≤ 2kΩ)。

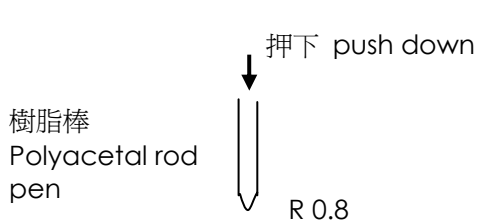


Fig.1 筆輸入 by pen

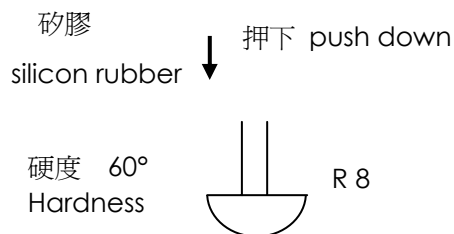


Fig.2 指輸入 by finger

觸控面板
TOUCH

DOCUMENT CONTROL SECTION
DATE

						TITLE: TOUCH PANEL SPEC.	
						DRAW NO. Tech Bes TTI-06051	
						CUST	
EDIT	DATE	DESIGN	CHECK	DESCRIPTION		富晶通科技股份有限公司	
DESIGN	20060927	Gary	CHECK	APPR		TRANSTOUCH TECHNOLOGY INC	7/18

A

※ 筆寫壽命(耐久性)試驗條件 (偏光版貼合後)

Notes life test condition (by pen after polarizer lamination)

在動作保證範圍內以任意 A.B.C...7.5 ×6.75mm 大小的文字在 10 ×9mm 大小區域中，以下記的筆連續書寫。

Notes area for pen notes life test is 10×9mm. Size of word is 7.5×6.75mm.

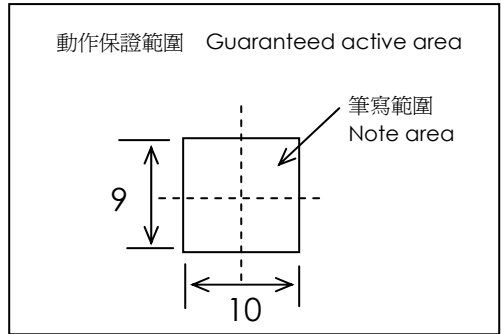
Word is any A.B.C..... word. Center of each word is changed at random in notes area.

- 筆尖端 Shape of pen end : R 0.8 (Refer Fig.1)
- 筆材料 Materials of pen : Polyacetal
- 入力荷重 Load : 250g
- 速度 Speed : 60mm/s

【 判定基準 Judge base 】

關於最低入力荷重、絕緣電阻、電極間電阻需足 5.3,5.4 的特性

Minimum input force, Insulation resistance Resistance stated before as 5.3 , 5.4 must be within spec.



滿 &

C

※ 打點壽命(耐久性)試驗條件 (偏光版貼合後)

Input life test condition (by finger after polarizer lamination)

使用矽膠在同一地方連續打點

By silicone rubber tapping at same point.

- 橡膠尖端 Sharp of rubber end : R8 硬度 Hardness 60°(Refer fig.2)
- 操作力 Load : 200g
- 操作頻率 Frequency : 5Hz

【 判定基準 Judge base 】

關於最低入力荷重、絕緣電阻、電極間電阻需滿足 5.3 , 5.4 的特性

Minimum input force, Insulation resistance & Resistance stated before as 5.3,5.4 must be within spec.

D

DOCUMENT CONTROL SECTION

DATE

EDIT	DATE	DESIGN	CHECK	DESCRIPTION	富晶通科技股份有限公司	8/18
DESIGN	20060927	Gary	CHECK	APPR	TRANSTOUCH TECHNOLOGY INC	

TITLE: TOUCH PANEL SPEC.	
DRAW NO. Tech Bes TTI-06051	CUST
8/18	

E

F

6.2 環境測試條件 (偏光板貼合前)

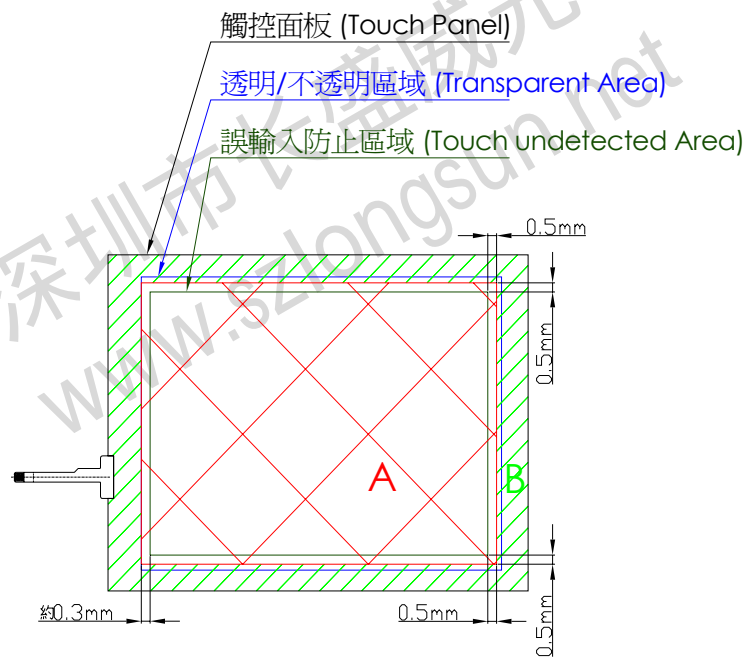
Environmental test condition (before polarizer lamination)

項目 Item	規格 Specification	備註 Remarks
1 高溫保存試驗 High temperature storage	70°C, 240 hr (After 1 hr room temp. and test)	關於最低入力荷重、絕緣電阻、電極間電阻需滿足 5.3, 5.4 的特性 Minimum input force, Insulation resistance & Resistance stated before as 5.3, 5.4 must be within spec.
2 低溫保存試驗 Low temperature storage	-30°C, 240 hr (After 1 hr room temp. and test)	
3 高溫高濕保存試驗 High temperature high humidity storage	40°C, 95%RH, 240 hr (After 24 hr room temp. and test)	
4 溫度衝擊循環試驗 Temperature Cycling	-25°C ~ +65°C (0.5hr each), 50cycles	

7. 外觀規格 Appearance.

7.1 外觀基準適用領域(範圍) Scope of reject criteria.

領域 Area	外觀仕様 Specification
A	使用上不會有可視的缺失而影響正常操作。檢查基準依據 7-2 項。 Without any defect point to effect on normal operation.
B	不檢查 None-specify.



A: 區域
Area

B: 領域 A 以外
Besides A area.

DOCUMENT CONTROL SECTION

DATE

						TITLE: TOUCH PANEL SPEC.	
						DRAW NO. Tech Bes TTI-06051	
						CUST	
EDIT	DATE	DESIGN	CHECK	DESCRIPTION		富晶通科技股份有限公司	
DESIGN	20060927	Gary	CHECK	APPR	TRANSTOUCH TECHNOLOGY INC	9/18	

7.2 檢查基準 Reject criteria.

A

項 目 Description	檢 查 基 準 Reject criteria
Film / 玻璃刮傷 Film / Glass Scratch	$0.1\text{mm}^2 < S$: zero
Film /玻璃間 異物/髒污 Foreign material between glass & film	$0.05\text{mm}^2 < S \leq 0.1\text{mm}^2$: Max: 5 points
Film 打痕(魚眼) Film fish eye	$S \leq 0.05\text{mm}^2$: disregard

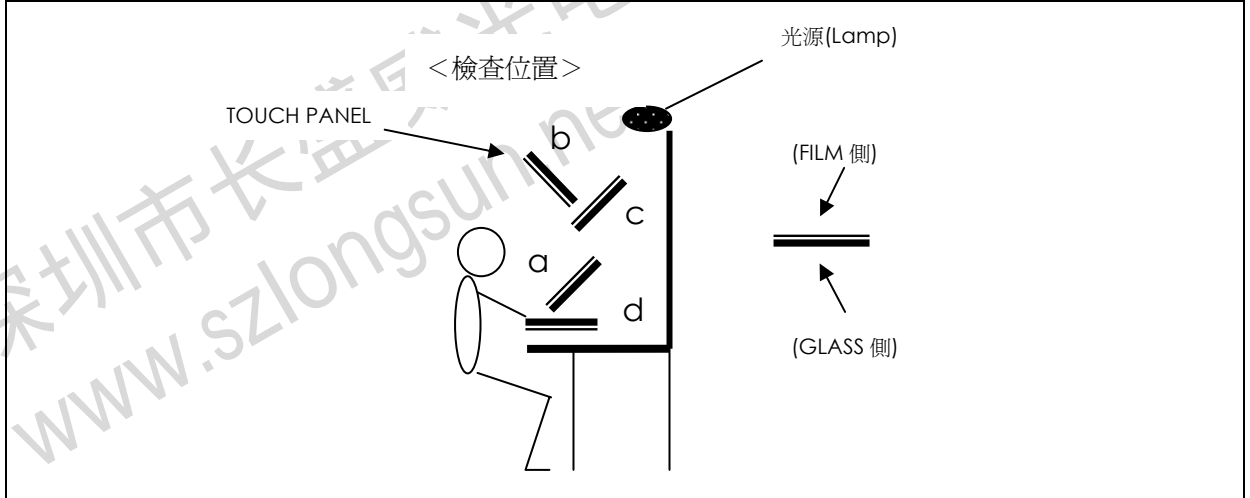
B

Film / 玻璃表面線狀刮傷 Film / Glass Scratch (Line type)	$0.1\text{mm} < W$: zero
FILM / 玻璃間線狀異物 Foreign material between glass & film(Line type)	$0.03\text{mm} < W \leq 0.1\text{mm}$: Max: 5 points $L \leq 10\text{mm}$
	$W \leq 0.03\text{mm}$: disregard

C

牛頓環 Newton ring	在螢光燈(700Lux 以上)下,目視(距 Touch Panel 20~30cm)判斷 5~10 秒無牛頓環/MORIE,但是在同一條件之下從玻璃面所見的牛頓環/MORIE 不在規範內。 Not seen from PANEL film side under fluorescent lamp, exclude from PANEL glass side. (Distance 20~30cm from eyes to Touch Panel)
--------------------	--

D



※ S : 面積(Area), W : 寬(Width), L : 長(Length)

DOCUMENT CONTROL SECTION

DATE

					TITLE: TOUCH PANEL SPEC.	
					DRAW NO. Tech Bes TTI-06051	
					CUST	
EDIT	DATE	DESIGN	CHECK	DESCRIPTION		富晶通科技股份有限公司
DESIGN	20060927	Gary	CHECK	APPR		10/18
					TRANSTOUCH TECHNOLOGY INC	

A

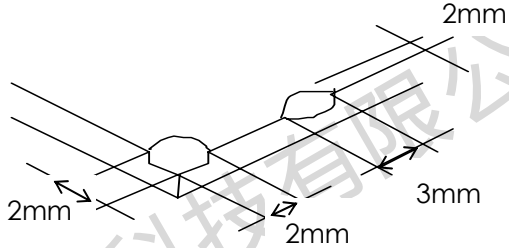
B

C

D

E

F

項 目 Description	檢 查 基 準 Reject criteria
玻璃瑕疵 Glass flaw	不超過下述的規範值，數量不限。 厚度方向的瑕疵(缺角)最大到板厚為止。 To be no flaw which size is over the drawing Specified as blow. Number of flaw is none-specify. Traveling flaw is none. Flaw of thickness direction size is max. 
Film 外形大小 Film size	Film 的大小不超出玻璃外形 (雙面膠除外)。 Film is in glass area (or size). (Exclude double-side adhesive tape)
FPC 異物/髒污 Foreign material for FPC	Cover Film 內層雜質不可跨越兩迴路。 Foreign material can not short two patterns.
FPC 刮傷 FPC Scratch	會造成製品電氣特性障礙的刮傷皆不可。 Scratch can not effect electrical characteristics
FPC 皺折 FPC Crumple	會造成製品電氣特性障礙的皺折皆不可。 Crumple can not effect electrical characteristics
雙面膠大小 Adhesive Tape size	雙面膠的露出不包括在尺寸規定中。 Adhesive Tape out of Panel Outline is excluded.

DOCUMENT CONTROL SECTION

DATE

↑

				TITLE: TOUCH PANEL SPEC.			
				DRAW NO. Tech Bes TTI-06051			CUST
EDIT	DATE	DESIGN	CHECK	DESCRIPTION		富晶通科技股份有限公司	11/18
DESIGN	20060927	Gary	CHECK		APPR	TRANSTOUCH TECHNOLOGY INC	

8. 表示方法 Showing

Touch Panel 製造型格及製造年月份表示方法。

Showing to P/No., Production & Year/Month.

	表 示 Showing	意 思 Meaning	備 考 Notes
製品型格 Product No.	1201-370	T010 – 1201 – T370	
製造批號 Production Lot No.	雷射打印於 Film 面 06010001	前兩碼(1, 2 碼)為年份(06: 2006 年); 年份後兩碼(3, 4 碼)為月份 (01: 1 月); 其他碼(5~8 碼)為流水號	製造批號 Production Lot No.

9. 注意事項 Attention

- (1) 本產品是使用玻璃所製，因為玻璃的邊、角是銳利的，在使用觸控面板時請多注意。
在使用觸控面板時請戴手套作業。

Since touch panel is consist of Glass, pls. be careful your hand and other part from injury at handling. You must wear gloves at handling.

- (2) 本產品是使用玻璃所製，在使用觸控面板時，請注意不要施加強力衝擊。

Do not put a heavy shock or stress on touch panel.

- (3) 拿起觸控面板時請勿從 FPC 拿取。

Do not lift Touch Panel by cable (FPC).

- (4) 在 FILM 面處請勿施加重力。(例: 在組裝時從 FILM 吸取移動)

Do not add any stress only film face.

(Ex. Don't transfer the panel by film face with vacuum)

- (5) PC film 表面硬度較低，當 film 側保護膜剝離後，請勿直接碰觸 PC film 表面以免刮傷 PC film 表面。

Please don't touch PC film surface to prevent surface scratch after peeling off film-side protected film, because the surface hardness of PC film is not enough.

DOCUMENT CONTROL SECTION
DATE

						TITLE: TOUCH PANEL SPEC.	
						DRAW NO. Tech Bes TTI-06051	
						CUST	
EDIT	DATE	DESIGN	CHECK	DESCRIPTION		富晶通科技股份有限公司	
DESIGN	20060927	Gary	CHECK		APPR	富晶通	12/18
						TRANSTOUCH TECHNOLOGY INC	

A

B

C

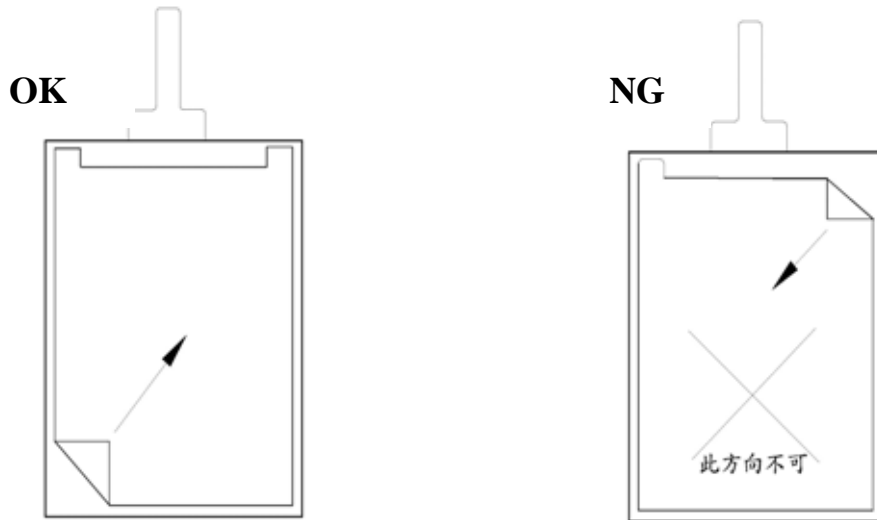
D

E

F

(6) 要剝離 Film 側保護膜時，請依照下圖所示方向輕輕剝離，以免損傷 Ag 點膠。

Please follow the direction shown below to peel off the film-side protected film. Otherwise, it is easy to damage Ag adhesive points.



(7) 表面清潔時，請勿使用「乾的柔性布」或「浸泡過中性清潔液擰乾的布」或「沾有酒精的柔性布」，以及有機溶劑、酸、鹼類溶劑。只建議已吹氣方式去除粉塵。

Please do not use dry cloth or soft cloth with neutral detergent (after wring dry) or one with ethanol or any organic solvent, acid or alkali solution at cleaning. Only air blow is suggested.

(8) 保存時請勿重疊放置。特別是請勿用重物壓著。

Do not pile Touch Panel. Do not put heavy goods on Touch Panel.

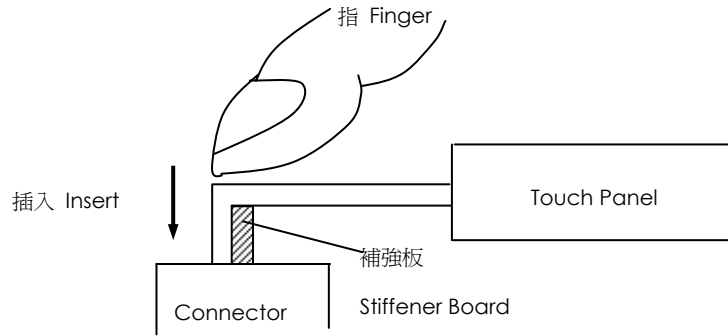
DOCUMENT CONTROL SECTION	↑
DATE	

					TITLE: TOUCH PANEL SPEC.	
					DRAW NO. Tech Bes TTI-06051	
					CUST	
EDIT	DATE	DESIGN	CHECK	DESCRIPTION		富晶通科技股份有限公司
DESIGN	20060927	Gary	CHECK		APPR	13/18
					TRANSTOUCH TECHNOLOGY INC	

A

(9) FPC 請勿折彎，有可能使迴路線斷裂。特別是對於連結器的插入部分，因為貼有補強板，在插入連結器時請勿施加過多的力量。請避免以下圖方式插入。

Do not bend a cable of Touch Panel for prevent happen to line cut failure.
Please don't use following method for insert the cable to connector.



B

C

(10) 在實際組裝設計時，請注意以下事項。

Please pay attention for the matter as stated below at mounting design of touch panel & enclosure

- 1. 觸控面板的上蓋支撐物請設定在透明範圍的外側。
(上蓋請勿壓在透明範圍上，會有誤動作的情況發生)
Enclosure support to fix touch panel must be out of view (transparent) area. (Do not design enclosure presses the view area to protect from miss input)
- 2. 上蓋的外框請設定在透明範圍的內側、動作保證範圍的外側。
(上蓋的外框請勿接觸到透明範圍)。
Enclosure edge must be between view area & Guaranteed active area. (Enclosure edge must not touch with view area)
- 3. 觸控面板上下部的壓合，請以橡膠等彈性材質。
We recommend the material of support to fix touch panel is elastic material.
- 4. 使用時，觸控面板的上面(FILM)請勿與上蓋黏著固定。
Do not bond top surface (film) of touch panel with enclosure.

D

E

F

DOCUMENT CONTROL SECTION

DATE

					TITLE: TOUCH PANEL SPEC.	
					DRAW NO. Tech Bes TTI-06051	
					CUST	
EDIT	DATE	DESIGN	CHECK	DESCRIPTION		富晶通科技股份有限公司
DESIGN	20060927	Gary	CHECK	APPR		14/18
					TRANSTOUCH TECHNOLOGY INC	

A

-5. 觸控面板上部的邊角，因為玻璃導電層有傳導性，在組裝設計時請注意不要與金屬材質接觸。

The corner parts (fig.*) has conductivity. Do not touch any metal part after mounting.

B

-6. 有防水需求時，請考慮用橡膠等材質對迴路週邊做防水。

Special design is required for water resistance use.

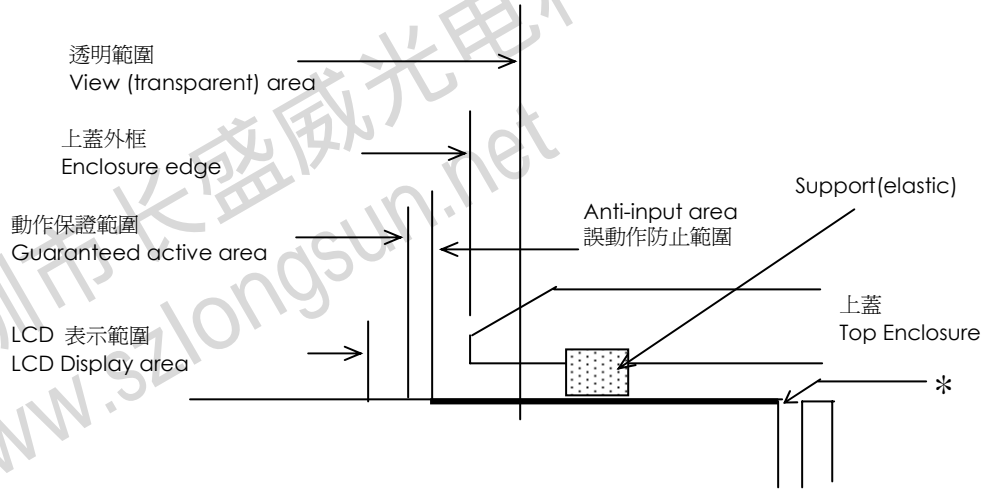
-7. 當使用 Air gun 向觸控面板吹氣時，建議 Air 壓力調整為 2kg/cm² 以下，並且勿從玻璃側朝 FPC 直接吹氣，以免 FPC 在強烈 Air 壓力下，造成脫落。

Cleaning Touch panel by Air gun, pressure 2kg/cm² below is suggested.

This is preventing FPC to peel off when air is blowing to FPC from glass side.

C

【實裝構造例 Mounting condition example】



D

-8. 必須在靠近 FPC 位置處預留 FPC 線路空間，絕對避免外殼或其他零件碰觸或擠壓 FPC，造成 FPC 脫落。

The mounting structure must has a reserved space for the FPC tail and never touch or squeeze the FPC by case or another components preventing FPC to peel off.

E

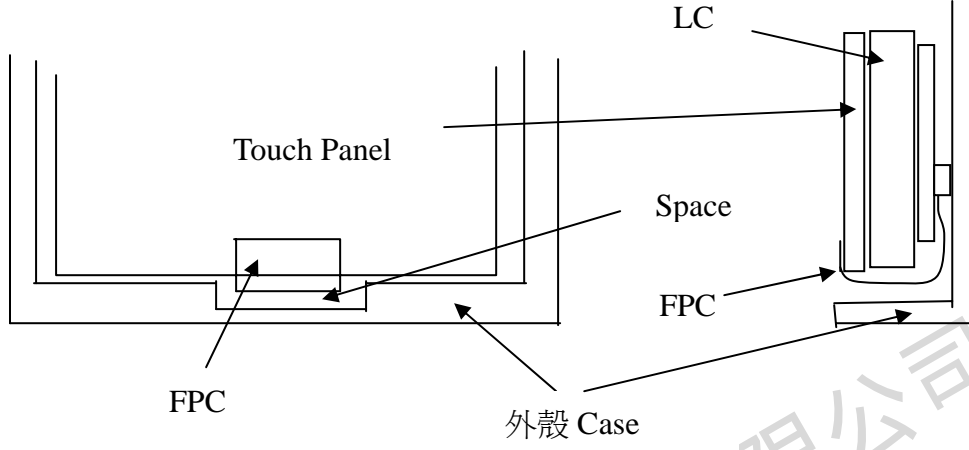
DOCUMENT CONTROL SECTION

DATE

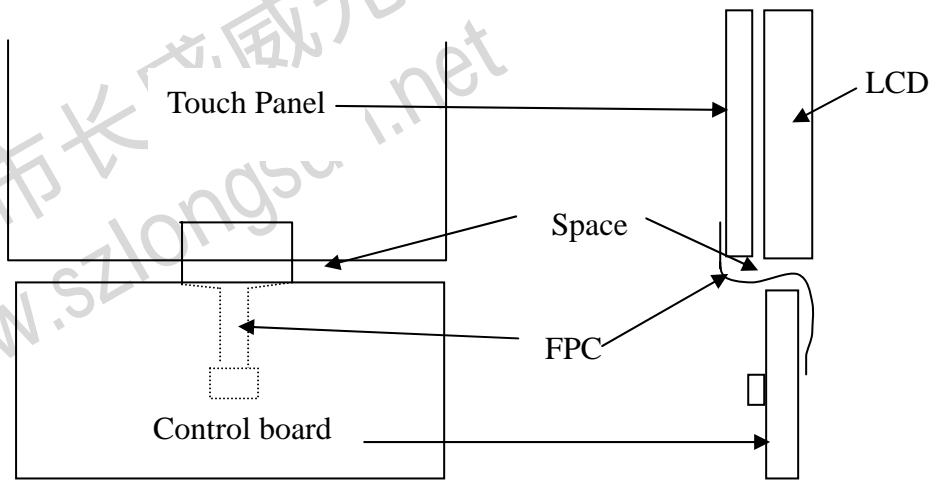
					TITLE: TOUCH PANEL SPEC.	
					DRAW NO. Tech Bes TTI-06051	
					CUST	
EDIT	DATE	DESIGN	CHECK	DESCRIPTION		富晶通科技股份有限公司
DESIGN	20060927	Gary	CHECK	APPR		15/18
					TRANSTOUCH TECHNOLOGY INC	

F

【實裝構造例 Mounting condition example 2】



【實裝構造例 Mounting condition example 3】



DATE	DOCUMENT CONTROL SECTION
	↑

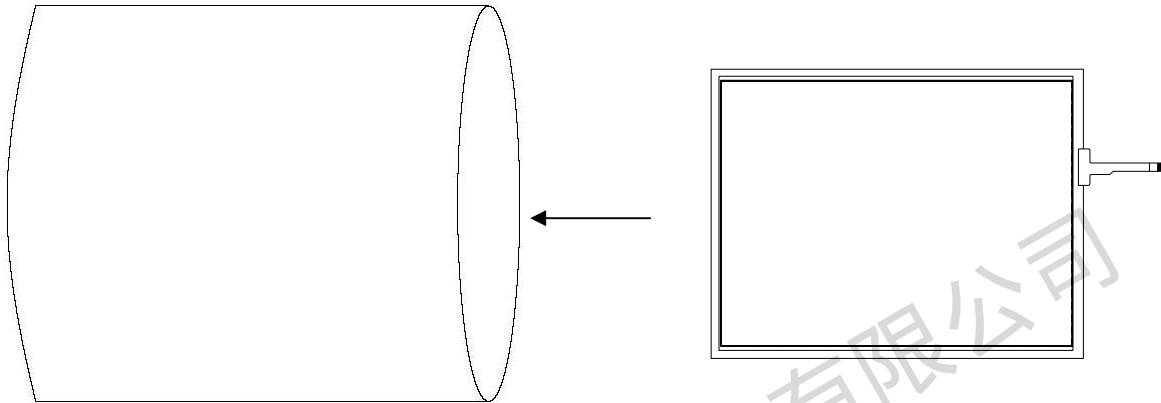
					TITLE: TOUCH PANEL SPEC.	
					DRAW NO. Tech Bes TTI-06051	
					CUST	
EDIT	DATE	DESIGN	CHECK	DESCRIPTION		富晶通科技股份有限公司
DESIGN	20060927	Gary	CHECK	APPR		TRANSTOUCH TECHNOLOGY INC
					16/18	

A

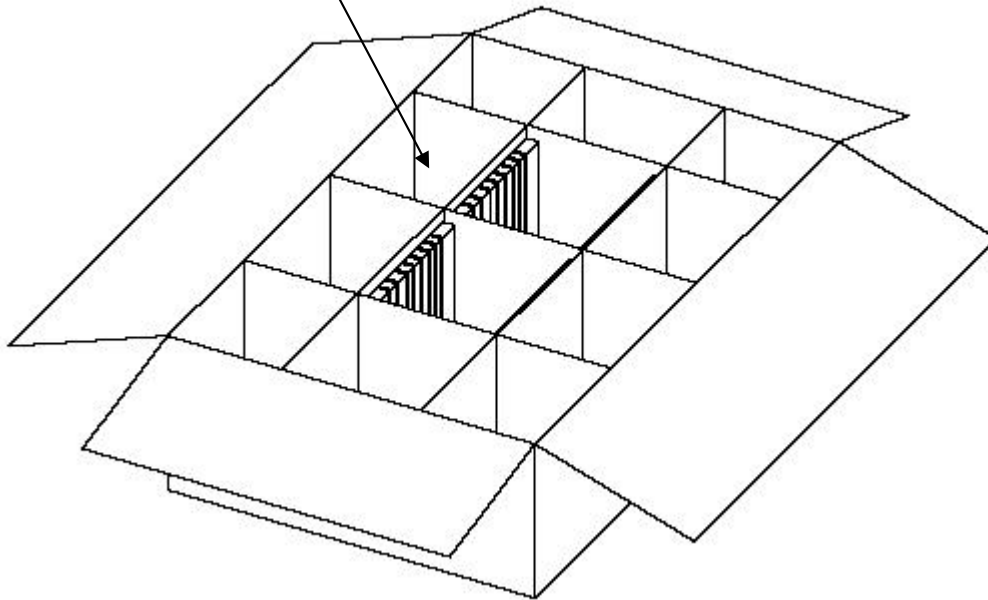
10. 包裝型式 Packing Method :
如圖 as drawing

有 film 側保護膜的觸控面板裝入清潔袋內

One touch panel with film-side protective film in a clean bag



裝入包裝箱內(Put in carton)



1 個裝滿的包裝箱內含 30 片觸控面板

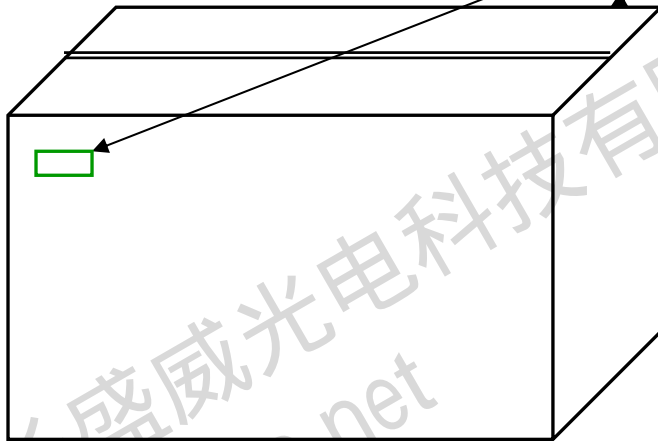
A full carton with 30 pieces of touch panels

DOCUMENT CONTROL SECTION
↑
DATE

						TITLE: TOUCH PANEL SPEC.	
						DRAW NO. Tech Bes TTI-06051	
						CUST	
EDIT	DATE	DESIGN	CHECK	DESCRIPTION		富晶通科技股份有限公司	
DESIGN	20060927	Gary	CHECK		APPR	TRANSTOUCH TECHNOLOGY INC	17/18

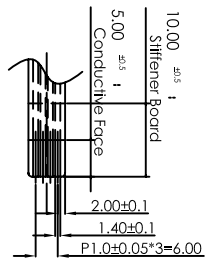
包裝箱外側兩邊以圖章打印綠色『RoHS』字樣
 Two green RoHS marks stamped on both sided of one full carton

RoHS



DOCUMENT CONTROL SECTION	↑
DATE	

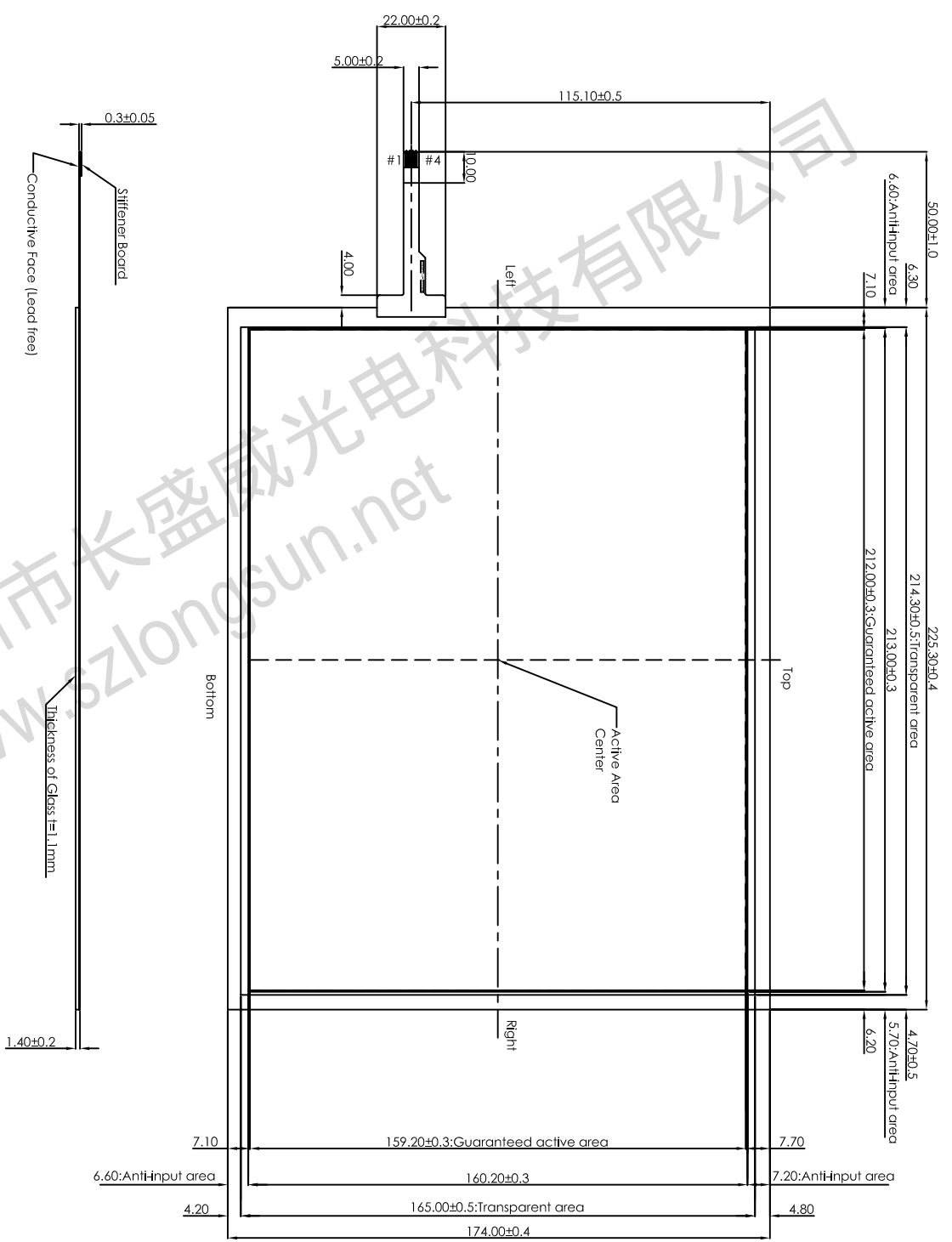
						TITLE: TOUCH PANEL SPEC.	
						DRAW NO. Tech Bes TTI-06051	
						CUST	
EDIT	DATE	DESIGN	CHECK	DESCRIPTION		富晶通科技股份有限公司	
DESIGN	20060927	Gary	CHECK		APPR	18/18	TTIR0670304



Conductive Face
FPC-Type Cable

Connector Pin Assignment

Pin #	Description
#1	Bottom
#2	Left
#3	Top
#4	Right



- Note:
1. Tolerance : ± 0.5
 2. Pen Input Only Type (Palm rejection)
 3. Surface Hardness: 2H
 4. Transmissivity: 84% TYP. (JIS-K7105)
 5. Film: Clear Type (PC Film)

Pin #	Description	Pin #	Description
FN11-12	FN11-12	FN11-10	FN11-10
FN11-11	FN11-11	FN11-09	FN11-09
FN11-10	FN11-10	FN11-08	FN11-08
FN11-09	FN11-09	FN11-07	FN11-07
FN11-08	FN11-08	FN11-06	FN11-06
FN11-07	FN11-07	FN11-05	FN11-05
FN11-06	FN11-06	FN11-04	FN11-04
FN11-05	FN11-05	FN11-03	FN11-03
FN11-04	FN11-04	FN11-02	FN11-02
FN11-03	FN11-03	FN11-01	FN11-01
FN11-02	FN11-02		
FN11-01	FN11-01		

TOUCH PANEL
Tech Bes TH-06051
富晶通科技股份有限公司
11 8547 77822155

www.szlongsun.net
深圳市长盛威光电科技有限公司